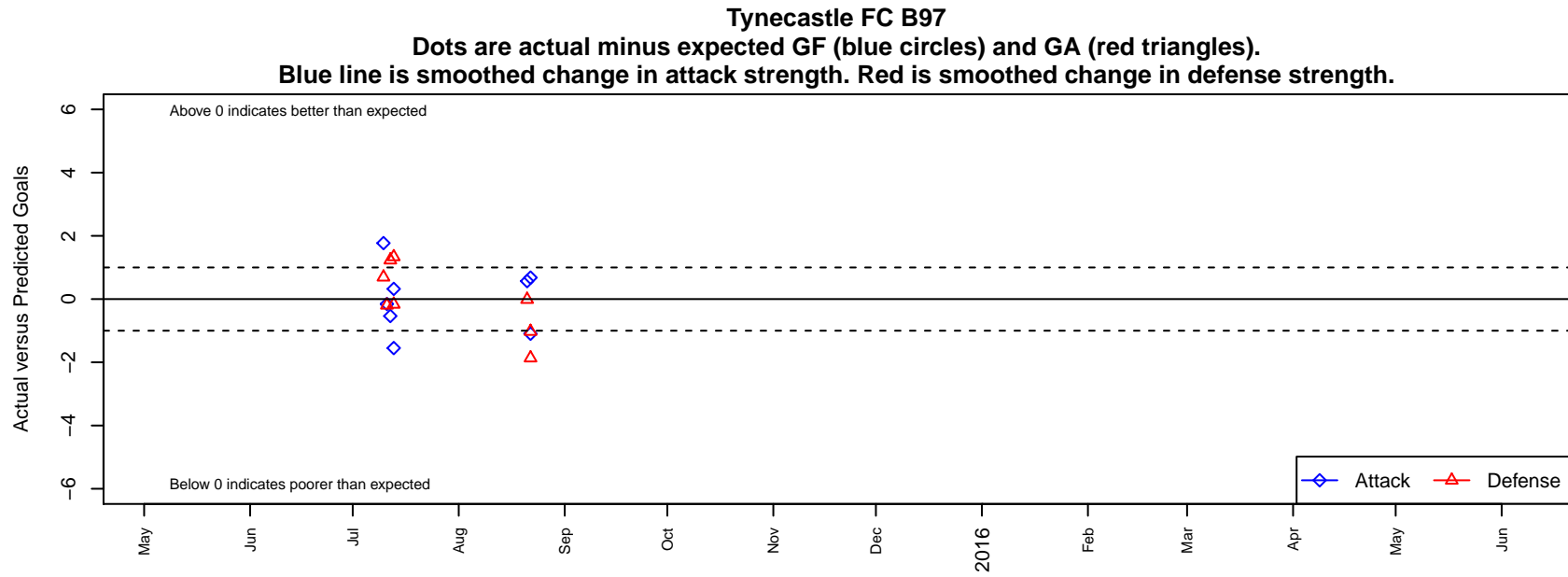


Tynecastle FC B97

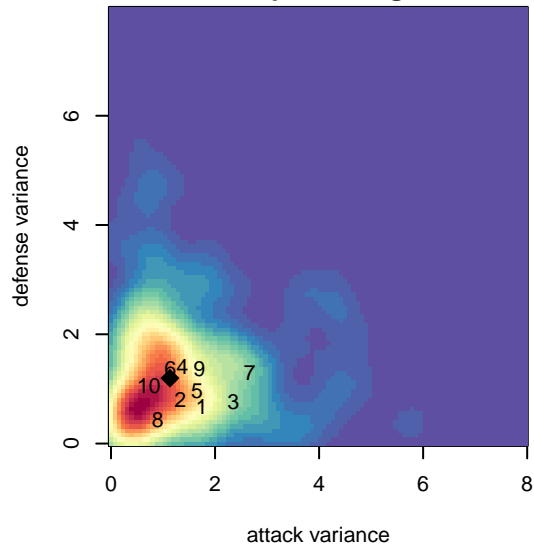
Tynecastle FC
Everett, WA
B97 total strength=1590
attack=12.69 defense=18.84

alt names used:

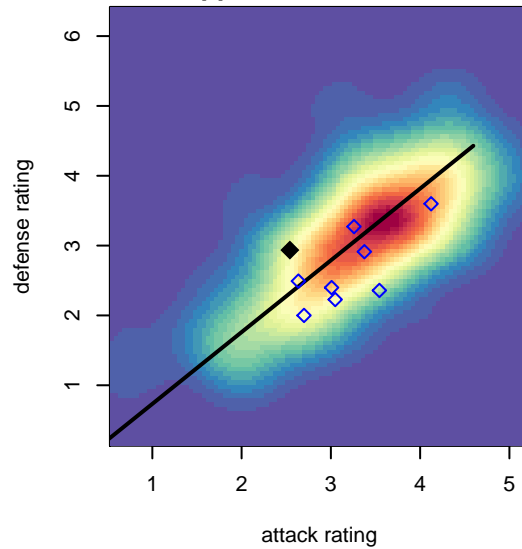
Venues played:
2015 Nike Crossfire Challenge Gold Group U19
2015 REDAPT Cup Gold U19



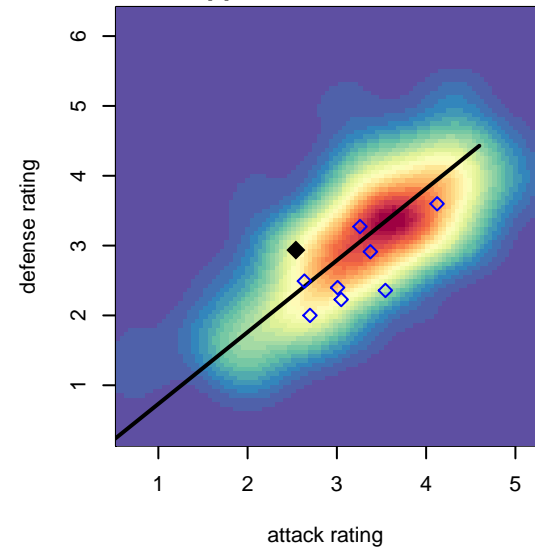
**attack and defense variance (black dot)
relative to other teams
and top 10 in region**



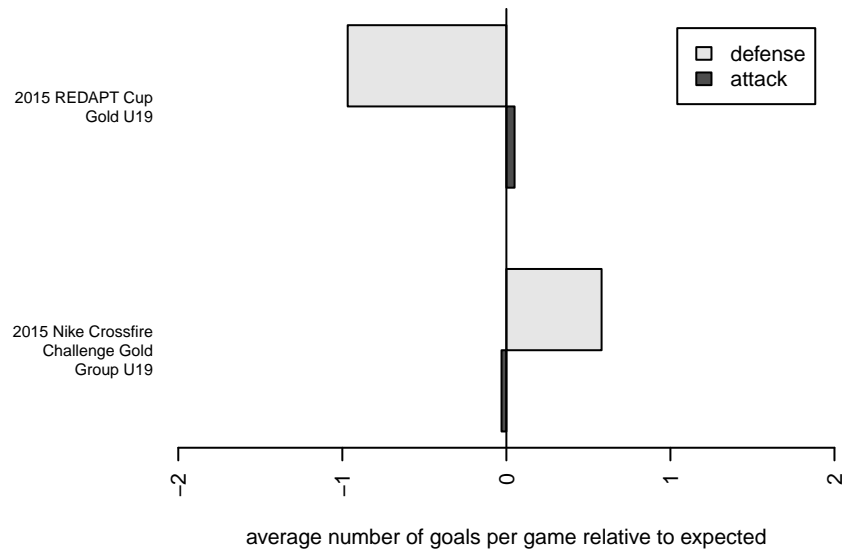
**attack and defense rating
relative to others at age
and all opponents in last 13 months**



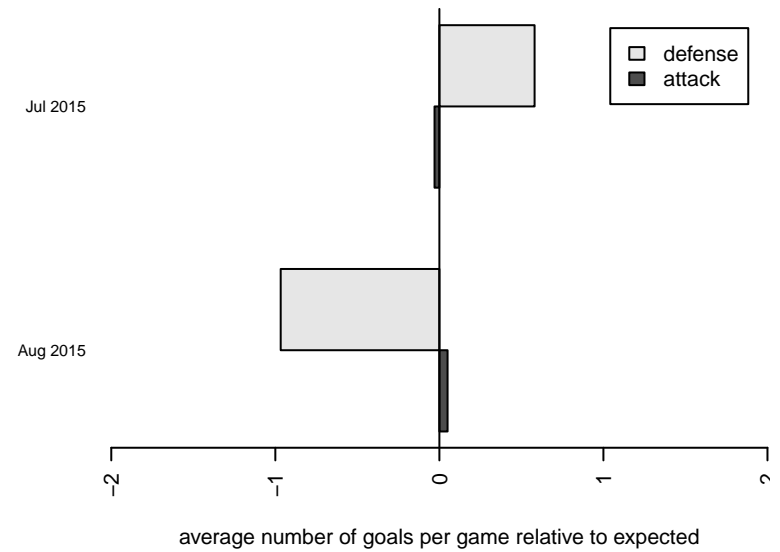
**attack and defense rating
relative to others at age
and all opponents in last 13 months**



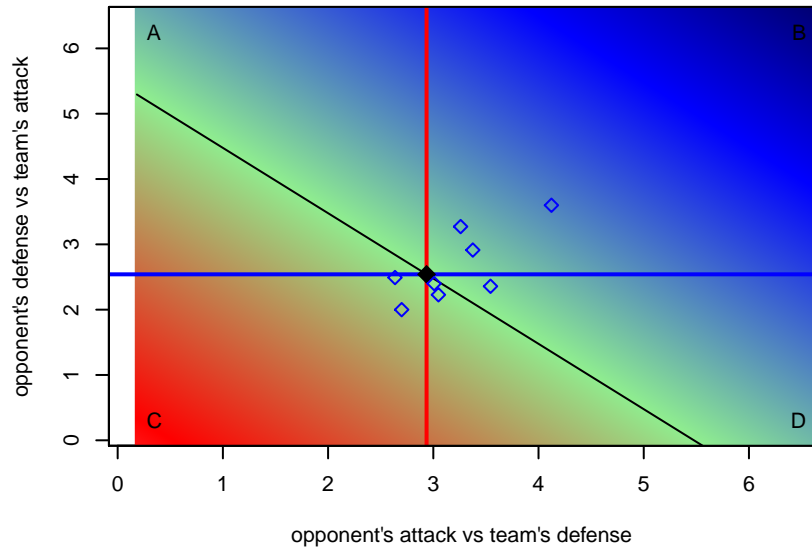
Performance relative to 13 month average



Performance relative to 13 month average



Distribution of opponents
 Red = Lose zone, Blue = Win zone, Green = Even
 Black line separates win/lose zones



lot. A=Neither has attack advantage, B=Opponent has both attack and defense advantage, C=Opponent has both attack and defense disadvantage, D=Both have

date	home		away		venue	pred.home	pred.away
2015-08-22	Crossfire Premier A B97	5	Tynecastle FC B97	1	2015 REDAPT Cup Gold U19	3.14	0.32
2015-08-22	Tynecastle FC B97	0	Tacoma United Chelsea B98	2	2015 REDAPT Cup Gold U19	1.10	0.98
2015-08-21	Crossfire Select Enslow B97	1	Tynecastle FC B97	2	2015 REDAPT Cup Gold U19	0.99	1.43
2015-07-13	Tynecastle FC B97	1	PacNW Blue B97	0	2015 Nike Crossfire Challenge Gold Group	0.68	1.34
2015-07-13	Tynecastle FC B97	0	WA Rush B97	1	2015 Nike Crossfire Challenge Gold Group	1.55	0.83
2015-07-12	Tynecastle FC B97	0	Harbor Premier Green B97	0	2015 Nike Crossfire Challenge Gold Group	0.54	1.23
2015-07-11	Crossfire Premier B B97	1	Tynecastle FC B97	1	2015 Nike Crossfire Challenge Gold Group	0.81	1.16
2015-07-10	Calgary Blizzard Atletico 1997B	1	Tynecastle FC B97	3	2015 Nike Crossfire Challenge Gold Group	1.69	1.23